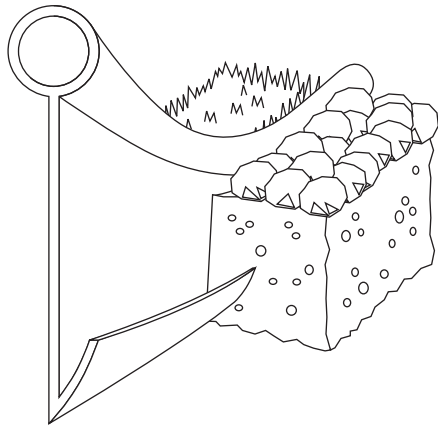
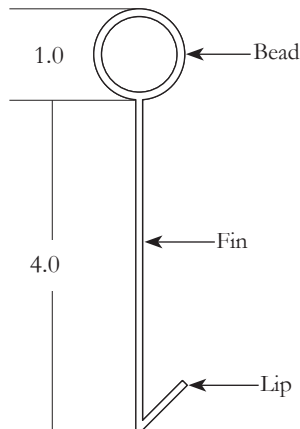


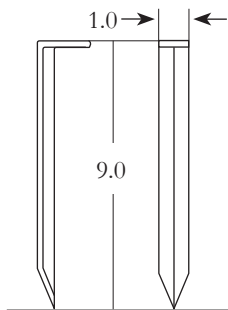
Product Diagram & Installation Details



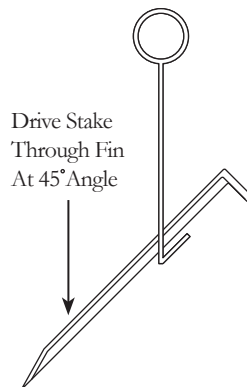
Edging Profile



Stake Profile



Installation Detail



Accessories:



Product Specifications

- Material:** Medium density polyethylene with UV inhibitor
- Weight:** 5 lbs per kit (approximate)
- Height:** 5 Inches
- Packaging:** 1 Kit (Includes:
1 - 20 Foot Flat Strip
1 - 8 Inch Connector
- Shipping:** 5 kits per bundle

Installation Instructions

Edging: Dig 4 inch deep trench along lawn edge. Sink edging into trench. Secure edging with stakes as indicated. Use the provided connector when joining two lengths of edging together.

Stake: Sink stake through the fin every 5 feet at a 45 degree angle. The stake should not be installed higher than 2" above the lip. Sink stake all the way through the edging until the top of stake is flush with the fin. Additional stakes are needed for tight curves and at the ends of the edging.

Guarantee: When installed according to our instructions, Valley View Industries provides a twenty year guarantee against cracking, fading, or decomposing.



- Accessories:**
- 9 Inch Metal Anchoring Stakes
 - 9 Inch Poly Stakes
 - 90 Degree Corner Connector
 - 60 Degree Vee Connector
 - 90 Degree Tee Connector
 - 120 Degree Wide Angle Connector

Toll Free Distribution Network: 1-800-323-9369
Fax: 1-800-323-3262